



General OneFile



Quick Start Guide

This journal database includes thousands of journal articles on many different topics from art to science and engineering.

You can access this database from any computer that is connected to the Internet.

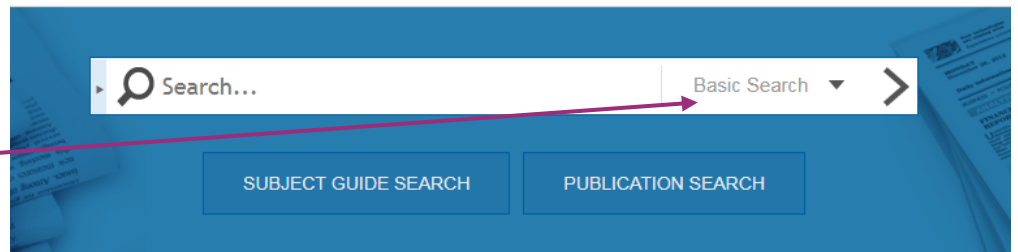
Go direct to: <http://bit.ly/1fjQpjO>

Or via the [e-library](#) page of the Library website or via the e-resources page on Moodle

If you are accessing General Onefile from outside College you will need to log in using your Brooklands College log in.

DISCOVER A COMPREHENSIVE COLLECTION OF GENERAL INTEREST TITLES

Enter your search term here and click on the **Search** icon



If you select the **Advanced search** option from the top of the page you will be able to add more than one search term. You will also be able to limit the search by date see below:

More Options

- Full Text Documents
- Peer Reviewed Journals
- Contains Images

by publication date(s):

- All Dates
 Before
 On
 After
 Between

Day *Month* *Year*

and

Day *Month* *Year*

by document type:

- Exclude these document types

Select Document Type(s)

by publication title:

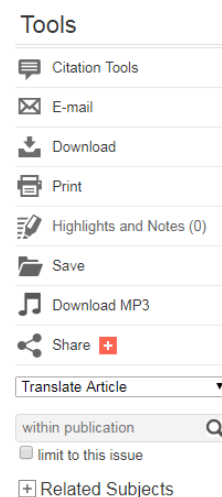
by publication subject:

Select peer reviewed journals to limit your search to academic journals

You can select any of these options

Another way to limit the search is to select **Peer reviewed journals** from the list above. This will limit your results to the more academic journals.

Click on the **title** you are interested in to see the full article. A number of **tools** appear to the right of the screen, including a print option:



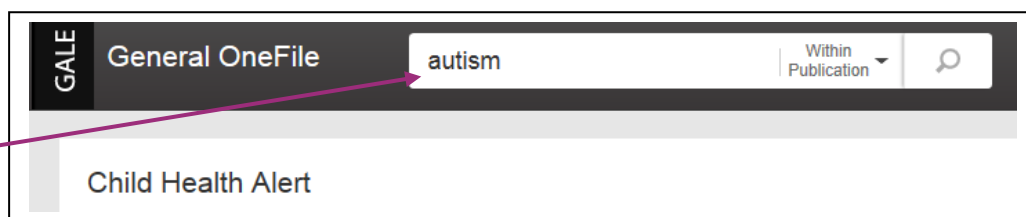
Searching in a specific journal

You can restrict your search to a favourite journal or magazine. To do this click on the **Publication Search** tab under the search box.

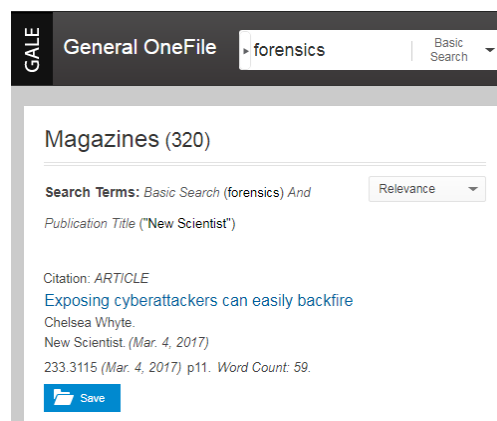
Type the name of the journal/magazine into the search box and click on the search icon, then click on the **journal title** when it appears.

You will see this search box with the name of the title you are searching displayed below the search box:

Type your search term into the box at the top of the screen.



Click on the **article title** you are interested in, to read or print the full article.



If you want help using this database ask a member of Library staff.